

LUMUX

Date :

Project :

Type:

Agency :

Distributor :



Description : Versatile general-purpose luminaries for any mounting orientation. Closed top unit. Fabricated from low copper aluminum die cast with 1/8" thick frosted glass. Fully silicon gasketed for weather tight applications. Stainless steel hardware.

ETL listed for wet locations.

SPECIFICATION:

Housing : Low copper aluminum die cast.
Vandal resistance stainless steel screws.
Silicon gasketed for weather tight operation.

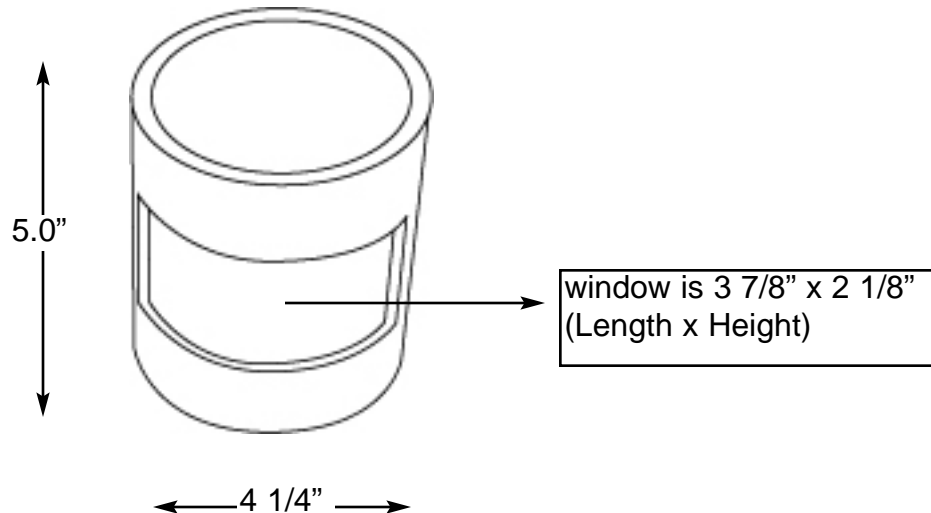
Diffuser : Frosted glass.

Electrical : Voltage : 120 / 277
Lamp: Halogen , LED (@ 120 volt only)

Installation:
Unit is surface mounted via two holes provided at the bottom of the unit 2 3/4" separated .

Socket :G4
Ballast : Class P, Electronic Ballast

DIMENSIONS:



Lumux reserves the right to modify the above details to reflect changes in the cost of materials and/or design without prior notice.

Lumux - WW210

Lumux Lighting Inc	877-895-5552	Rev : A	Drawing Number WW210
--------------------	--------------	---------	-------------------------

LUMUX

Date :

Project :


Type:

Agency :


Distributor :

ORDERING GUIDE:


WW210 / XXX / XXX / xxx



G4
LED *



120
277



White
Black
Silver
Bronze
RAL
(optional)

* LED option is provided with its driver @ 120 volt

Lumux - WW210

PROJECT NOTES:

Comments

Approval

Lumux reserves the right to modify the above details to reflect changes in the cost of materials and/or design without prior notice.

Lumux Lighting Inc

877-895-5552

Rev :A

Drawing Number
WW210