

LUMUX


Date :

Project :

Type:

Agency :

Distributor :



Description : Our first generation step light for Health care and clinical facilities. Unit is fabricated from formed steel with powder coating technique. Utilizing spiral-hinged cover door for ease of unit's maintenance and its re-lamping effort has augmented the design and fabrication of this unit. The thru-wall feature is perfect to illuminate the floor of both patient bedroom and bathroom or patient bedroom and its adjoining hallway with one single fixture. The LED lamping option would qualify this fixture to be among your fixture schedule list for your Energy Savings and Green Projects.

SPECIFICATION:

Housing : Formed steel with seamless welded joints. Powder coated paint.

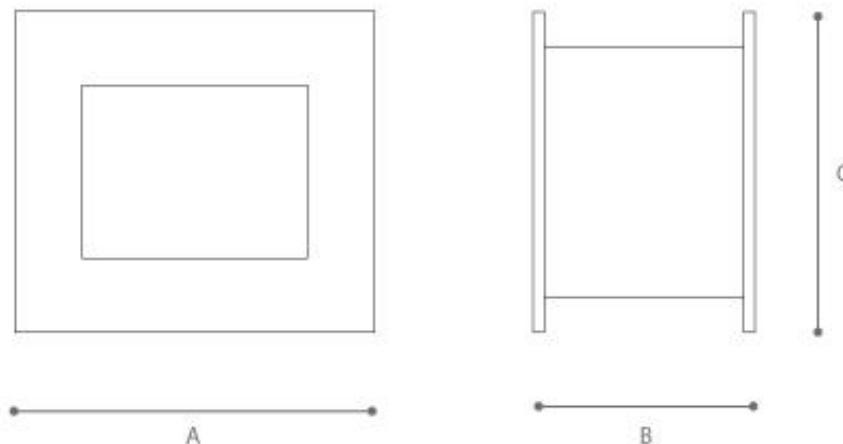
Diffuser : Polycarbonate lens.

Electrical : Voltage : 120 or 277
 Lamp: Compact Fluorescent, LED.
 Socket : G23-2,
 Ballast : Class P,

Installation: Dry wall thru-wall installation.

DIMENSIONS:

A = 7 1/2"
 B = 4 1/2"
 C = 7.0"



Lumux - SL100H

Lumux reserves the right to modify the above details to reflect changes in the cost of materials and/or design without prior notice.

Lumux Lighting Inc	877-895-5552	Rev : A	Drawing Number SL100H
--------------------	--------------	---------	--------------------------

LUMUX

Date :

Project :



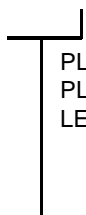
Type:

Agency :

Distributor :

ORDERING GUIDE:

SL100H / XXX / XXX / xxx



* LED has integral driver @ 120 or 277 volt

Lumux - SL100H

PROJECT NOTES:

Comments

Approval

Lumux reserves the right to modify the above details to reflect changes in the cost of materials and/or design without prior notice.

Lumux Lighting Inc

877-895-5552

Rev :A

Drawing Number
SL100H